

WEDNESDAYS

PRESENTED BY *Rokance*



**Upper Angry Pirate - Crabapple Turns - World Cup Single Track - Ho Chi Min
Wednesday, June 7, 2017**

Junior Female (16 and Under)



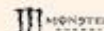


<i>Rank</i>	<i>Bib #</i>	<i>Name</i>	<i>Time</i>	<i>Gap</i>
1	181	Bailey Goldstone	4:15.63	0:00.00

Male Grom (13 and Under)

<i>Rank</i>	<i>Bib #</i>	<i>Name</i>	<i>Time</i>	<i>Gap</i>
1	182	Jackson Goldstone	3:11.64	0:00.00
2	5	Ryan Griffith	3:22.15	0:10.52
3	46	Marcus Goegen	3:29.06	0:17.43
4	101	Ben Thompson	3:29.19	0:17.56
5	210	Jacob Coleman	3:29.23	0:17.59
6	311	Colin Mcelyea	3:33.54	0:21.90
7	239	Ethan Donohoe	3:35.50	0:23.86
8	88	Soren Ullrich	3:36.36	0:24.73
9	82	Dane Jewett	3:40.83	0:29.20
10	264	Tegan Cruz	3:41.74	0:30.10
11	235	Anthony Shelly	3:47.63	0:35.99
12	216	Coen Wolfe	3:49.57	0:37.94
13	213	Cam Keuling	3:51.11	0:39.48

Junior Male

<i>Rank</i>	<i>Bib #</i>	<i>Name</i>	<i>Time</i>	<i>Gap</i>
1	150	Finn Finestone	3:16.69	0:00.00
2	6	Matthew Griffith	3:18.57	0:01.88
3	225	Ian Milley	3:19.93	0:03.24
4	173	Nick Knapton	3:20.61	0:03.92
5	124	Christopher Beaton	3:28.81	0:12.12
6	212	Brendan Keuling	3:32.69	0:16.00
7	18	Samuell English	3:32.85	0:16.16





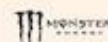

8	228	Eric Milley	3:33.03	0:16.34
9	172	Brycen Worden	3:34.51	0:17.81
10	25	Austin Mutter	3:46.43	0:29.74
11	30	Stephen Cousar	3:48.62	0:31.92
12	160	William Hudson	4:14.09	0:57.39

Veteran Male (40+)

Rank	Bib #	Name	Time	Gap
1	169	Mathieu Hebert	3:06.83	0:00.00
2	199	Adin Daneker	3:14.79	0:07.96
3	7	Colby Gordon	3:22.64	0:15.81
4	283	Shannon Kingi	3:23.38	0:16.55
5	234	Chris Addario	3:24.86	0:18.03
6	151	Jerome David	3:25.87	0:19.04
7	8	Daniel Kuebler	3:25.90	0:19.08
8	281	Peter Schenk	3:26.98	0:20.15
9	310	Alex Mcelyea	3:27.42	0:20.59
10	238	Steve Donohoe	3:29.10	0:22.27
11	261	Brett Gossman	3:35.31	0:28.48
12	263	Tom Garges	3:39.91	0:33.08
13	175	Adam Julian	3:43.93	0:37.10
14	177	Ray Edwards	3:45.40	0:38.57
15	279	Ken Tomori	4:02.40	0:55.57
16	183	Ron Goldstone	4:14.68	1:07.85
17	9	John Thornhill	4:18.68	1:11.85

Female Open

Rank	Bib #	Name	Time	Gap
1	201	Georgia Astle	3:14.45	0:00.00
2	244	Keren Wareham	3:22.18	0:07.73
3	86	Christina Chapetta	3:27.28	0:12.82
4	117	Laura Aliperti	3:29.63	0:15.17
5	123	Nicole Soulsby	3:31.11	0:16.66
6	246	Victoria Armstrong	3:33.50	0:19.05
7	61	Caz Rands	3:35.82	0:21.37
8	114	Victoria Standish	3:36.59	0:22.14
9	159	Lucia Pastorekova	3:38.21	0:23.76
10	174	Cailin Carrier	3:40.02	0:25.56
11	41	Nicole McGillivray	3:45.59	0:31.14
12	91	Alice Matthews	3:49.15	0:34.70
13	171	Vanessa Michaud-bouffard	3:52.19	0:37.74
14	44	Rachel Hore	3:53.25	0:38.80
15	316	Nicola Church	3:54.59	0:40.14
16	312	Janet Kan	3:55.41	0:40.95
17	64	Lauren Robinson	3:57.50	0:43.05





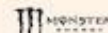


18	208	Julie Morris	3:58.37	0:43.92
19	62	Charlotte Burford	4:00.97	0:46.52
20	132	Vanda Palkova	4:02.57	0:48.12
21	52	Melissa Penrose	4:04.36	0:49.91
22	70	Anna Szkraba	4:10.89	0:56.44
23	85	Angela Vanmaris	4:22.47	1:08.01
24	111	Sandra Heafey	4:23.61	1:09.16

Master Female (30 +)


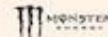

Rank	Bib #	Name	Time	Gap
1	215	Lisa Mason	3:33.83	0:00.00
2	256	Stepanka Fejola	3:35.38	0:01.55
3	252	Michelle Chang	3:35.50	0:01.67
4	236	Kate Whitley	3:38.99	0:05.16
5	87	Rowena Mchugh	3:48.91	0:15.08
6	220	Jessica Shoubridge	3:51.72	0:17.89
7	237	Claire Ryan	3:52.38	0:18.55
8	125	Simmone Lyons	3:59.60	0:25.76
9	3	Petra Legatova	4:03.74	0:29.91
10	1	Diana Caputo	4:04.56	0:30.72
11	59	Bibiana Brantalova	4:08.79	0:34.96
12	98	Theressa Clinton	4:15.88	0:42.05
13	130	Natalie Kingi	4:37.74	1:03.91

Master Male (30-39)

Rank	Bib #	Name	Time	Gap
1	203	Trevor Burke	3:01.52	0:00.00
2	204	Shane Gayton	3:02.49	0:00.98
3	219	Steve Storey	3:04.51	0:02.99
4	255	Paul Stevens	3:05.26	0:03.74
5	163	Les Lanza	3:06.32	0:04.81
6	165	Will Clifford	3:07.23	0:05.72
7	249	Adam Dagg	3:10.07	0:08.56
8	233	Austin Ling	3:13.07	0:11.56
9	241	Daniel Phipps	3:13.08	0:11.57
10	243	Liam Marshall	3:13.65	0:12.14
11	194	Matthew Hakes	3:13.79	0:12.28
12	67	Ross Dunlop	3:14.33	0:12.82
13	257	Daniel Francis	3:14.69	0:13.17
14	242	Wallace Barr	3:15.45	0:13.93
15	274	Craig Wilson	3:15.94	0:14.42
16	265	Aidan Hamilton	3:16.33	0:14.82
17	71	Alastair Adams	3:16.56	0:15.04
18	223	Gareth Jones	3:17.17	0:15.65
19	248	Zach Wade	3:17.18	0:15.67



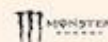



20	65	Thomas Shaw	3:17.21	0:15.70
21	179	Jon Moon	3:17.30	0:15.78
22	69	Charles Renaud-roy	3:17.62	0:16.10
23	42	Dale Ireland	3:19.02	0:17.51
24	272	Liam Wooltorton	3:19.15	0:17.64
25	217	Jock Murray	3:19.87	0:18.35
26	118	Shuan Fry	3:20.80	0:19.29
27	266	Stefan Koch	3:21.02	0:19.50
28	277	Joshua Erfurth	3:21.33	0:19.82
29	4	Tom Armstrong	3:21.37	0:19.86
30	93	Luke Onesti	3:21.80	0:20.29
31	122	Grenville Parker	3:22.35	0:20.83
32	267	Robin Chambers	3:23.99	0:22.48
33	282	Bryan Pinches	3:28.33	0:26.81
34	104	Nick Ollier	3:28.36	0:26.85
35	221	Danny Martins	3:28.79	0:27.28
36	275	Corey Kenahan	3:29.34	0:27.83
37	209	Andrew Wallace	3:29.54	0:28.02
38	178	Timothy Wilson	3:29.91	0:28.40
39	39	Justin Harmer	3:29.92	0:28.41
40	250	Robbie Dagg	3:31.50	0:29.98
41	94	James Mulligan	3:32.46	0:30.95
42	278	Spike Wallace	3:32.53	0:31.01
43	276	Jason Clark	3:33.16	0:31.64
44	158	Sam Ball	3:33.63	0:32.11
45	273	Ryan Fox	3:34.17	0:32.66
46	186	Talor Richardson	3:34.82	0:33.30
47	262	Edward Mountain	3:36.90	0:35.38
48	280	Leroy Verboven	3:37.90	0:36.39
49	116	Rohan Vowles	3:39.51	0:38.00
50	16	Jamie Carson	3:41.69	0:40.17
51	268	Josh Eising	3:43.66	0:42.15
52	259	Jody Boston	3:46.42	0:44.91
53	270	Tomas Rasek	3:46.79	0:45.27
54	77	Peter Cudmore	3:47.45	0:45.94
55	60	Josh Howell	3:54.44	0:52.93
56	43	Mike Rayner	3:58.23	0:56.71
57	269	Marco Peluso	4:03.12	1:01.61
58	96	James Portch	4:05.90	1:04.38



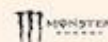




Male Open

Rank	Bib #	Name	Time	Gap
1	2	Jesse Melamed	2:52.62	0:00.00
2	200	Chris Kovarik	2:54.79	0:02.17
3	152	Alexander Geddes	2:57.28	0:04.66
4	247	George Newham	2:58.11	0:05.49
5	245	Robert Armstrong	2:59.91	0:07.29
6	161	Denis Courchesne	3:00.25	0:07.63
7	95	Rowan Saunder	3:02.55	0:09.93
8	57	Brian Cahal	3:03.50	0:10.89
9	260	Harrison Tailby	3:04.76	0:12.14
10	68	Rhys Ellis	3:04.85	0:12.24
11	36	Harry Steer	3:05.41	0:12.80
12	33	Pedro Ferreira	3:05.76	0:13.14
13	112	Scott Woolley	3:05.80	0:13.18
14	56	Jakub Dubsky	3:05.95	0:13.33
15	176	Sean Faulds	3:07.09	0:14.47
16	29	Jake Byrne	3:07.74	0:15.12
17	32	Ben Harman	3:08.28	0:15.66
18	195	Ash Jones	3:10.53	0:17.91
19	66	Rob Farrer	3:11.30	0:18.68
20	34	Rory Hemmings	3:11.92	0:19.31
21	15	Garrett Macintosh	3:12.28	0:19.66
22	26	Dan Owen	3:12.48	0:19.86
23	83	Andrew Weeding	3:12.60	0:19.98
24	314	Thomas Doyle	3:12.64	0:20.02
25	157	Dave Weeks	3:12.94	0:20.32
26	92	Benjamin Oakeley	3:13.24	0:20.62
27	131	Sterling Christenson	3:13.35	0:20.73
28	13	William Tyne	3:13.52	0:20.90
29	23	Harry Barrett	3:13.63	0:21.01
30	108	Ricky Hobart	3:15.07	0:22.45
31	102	Ben Brough	3:15.23	0:22.61
32	99	Jake Martin	3:15.92	0:23.30
33	28	Sam Hounsell	3:16.37	0:23.75
34	229	Daniel Gomez Serrano	3:16.40	0:23.78
35	54	Victor Langer	3:16.40	0:23.78
36	24	Jack Ward	3:16.92	0:24.30
37	192	Matt Cronin	3:17.13	0:24.51
38	12	Kei Nakai	3:17.47	0:24.85
39	156	Stephen McNally	3:17.62	0:25.00
40	19	Ulysse Francoglio	3:17.71	0:25.09
41	162	Justin Roy	3:17.97	0:25.36
42	315	Tom Webb	3:18.05	0:25.43
43	53	Dave Kenworhty	3:18.08	0:25.47



44	271	Trevor Berg	3:18.26	0:25.64
45	185	Charles Loisselle	3:18.27	0:25.65
46	115	Tom Oye	3:18.31	0:25.69
47	110	Braedyn Kozman	3:18.33	0:25.71
48	97	Jamie Mclean	3:18.57	0:25.96
49	78	Ben Marois	3:18.76	0:26.14
50	184	Antoine Truchon	3:18.88	0:26.26
51	103	Dan Wilson	3:18.95	0:26.33
52	168	Eric Verreault	3:19.30	0:26.68
53	89	Shane Oravsky	3:19.78	0:27.16
54	109	Tim Breeze	3:20.04	0:27.42
55	31	Laurence Crossman-emms	3:20.09	0:27.47
56	84	Greg Voss	3:20.45	0:27.83
57	119	Will Leverton	3:20.46	0:27.84
58	231	Peter Wojnar	3:20.90	0:28.28
59	63	Andrew Doraty	3:20.94	0:28.32
60	155	Johannes Van Geest	3:21.11	0:28.49
61	191	Michael Harris	3:21.27	0:28.65
62	230	Vincent Emond	3:21.39	0:28.77
63	127	Nicholas Dethridge	3:21.93	0:29.32
64	226	Alex Auger	3:22.46	0:29.84
65	313	Dan Campbell	3:23.02	0:30.40
66	227	Alex Matthew	3:23.02	0:30.41
67	47	J.f Tremblay	3:23.15	0:30.53
68	251	Patrick Duval	3:23.19	0:30.57
69	197	Aymon Suckling	3:24.42	0:31.81
70	45	Peter Taylor	3:24.71	0:32.10
71	214	Peter Silins	3:25.06	0:32.45
72	190	Pip Trenholme	3:25.10	0:32.48
73	120	Brad Hunt	3:25.90	0:33.28
74	258	Frank King	3:25.94	0:33.32
75	113	Peter Homola	3:26.58	0:33.97
76	253	Jonny Page	3:27.02	0:34.40
77	100	Spencer Wight	3:27.04	0:34.43
78	222	Kolt Hoyle	3:27.96	0:35.34
79	11	George Minty	3:28.17	0:35.56
80	166	Dennis Barrera	3:28.54	0:35.92
81	170	Matt Cooper	3:29.42	0:36.80
82	49	Ryan Mcquaid	3:29.50	0:36.88
83	105	Patrick Boxall	3:29.63	0:37.01
84	193	Callum Gillespie	3:31.17	0:38.55
85	317	Guy Kamphorst	3:31.67	0:39.05
86	14	Olly Tyne	3:32.73	0:40.11
87	129	Erik Ragotte	3:32.97	0:40.35
88	153	Nick Turner	3:33.04	0:40.42



89	51	Dan Thomas	3:34.07	0:41.45
90	206	Adam Clark	3:34.98	0:42.36
91	218	Tobias Watt	3:35.60	0:42.99
92	80	Adam Peydo	3:35.77	0:43.15
93	81	Adam Fraser	3:36.90	0:44.28
94	27	Alistair Martin	3:39.16	0:46.54
95	37	Zach Johannesen	3:40.06	0:47.44
96	198	Ian Macdonald	3:40.68	0:48.06
97	58	Mitch Gulliver	3:42.02	0:49.40
98	126	Jason Luelo	3:42.47	0:49.85
99	232	Unkown Rider	3:42.86	0:50.25
100	121	George Mcfarlin	3:44.04	0:51.42
101	72	Takashi Nishibori	3:44.15	0:51.53
102	180	Kyle Chapman	3:45.42	0:52.80
103	38	Brandon Patton	3:45.85	0:53.24
104	207	Richie Houghton	3:49.92	0:57.30
105	187	Scott Jamieson	3:51.38	0:58.76
106	205	Scott Pyne	3:51.98	0:59.36
107	106	Stuart Mason	3:56.63	1:04.01
108	73	Alex Chong	4:00.47	1:07.86
109	50	Rob Boyle	4:02.31	1:09.69
110	319	Nick Enright	4:03.51	1:10.89
111	35	Sam Lloyd	4:47.66	1:55.04

