



**Fantastic - Lower Whistler DH - Afternoon Delight - Detroit Rock City
Wednesday, June 14, 2017**

Junior Female (16 and Under)



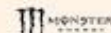


<i>Rank</i>	<i>Bib #</i>	<i>Name</i>	<i>Time</i>	<i>Gap</i>
1	244	Bailey Goldstone	3:23.07	0:00.00

Male Grom (13 and Under)

<i>Rank</i>	<i>Bib #</i>	<i>Name</i>	<i>Time</i>	<i>Gap</i>
1	235	Ben Thompson	3:02.09	0:00.00
2	16	Marcus Goegen	3:03.24	0:01.16
3	12	Colin Mcelyea	3:06.44	0:04.35
4	6	Ryan Griffith	3:10.71	0:08.63
5	213	Ethan Donohoe	3:18.12	0:16.04
6	112	Nicolas Mikkelsen	3:20.16	0:18.07
7	212	Jacob Coleman	3:24.21	0:22.13
8	44	Caspar Martin	3:25.44	0:23.35

Junior Male

<i>Rank</i>	<i>Bib #</i>	<i>Name</i>	<i>Time</i>	<i>Gap</i>
1	18	Jack Linnell	2:50.33	0:00.00
2	81	Matthew Griffith	2:50.81	0:00.49
3	206	Nick Knapton	2:52.36	0:02.04
4	4	Zemery Foster	2:54.74	0:04.42
5	100	Samuell English	2:56.79	0:06.46
6	110	Lar Rode	2:59.28	0:08.96
7	9	Stefan Licko	3:02.06	0:11.73
8	19	Nelson Fish	3:04.10	0:13.77
9	156	Brycen Worden	3:05.73	0:15.40
10	99	Jaden Tucker	3:08.84	0:18.52
11	101	Marco Jelenic	3:10.24	0:19.91
12	97	Stephen Cousar	3:11.28	0:20.96





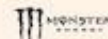

13	102	Daniel Ferraro	3:14.09	0:23.76
14	136	Tag Tiessen	3:15.38	0:25.05
15	98	Zayden Goertzen	3:16.82	0:26.50
16	46	Connor Hoskins	3:33.72	0:43.40

Veteran Male (40+)

<i>Rank</i>	<i>Bib #</i>	<i>Name</i>	<i>Time</i>	<i>Gap</i>
1	159	Mathieu Hebert	2:45.97	0:00.00
2	172	Adin Daneker	2:47.51	0:01.54
3	82	Colby Gordon	2:53.88	0:07.91
4	238	Chris Addario	2:55.65	0:09.68
5	11	Alex Mcelyea	2:56.66	0:10.69
6	92	Daniel Kuebler	2:59.02	0:13.05
7	76	Jerome David	3:01.19	0:15.22
8	290	Shannon Kingi	3:02.12	0:16.15
9	253	Brett Gossman	3:06.20	0:20.23
10	190	Adam Julian	3:07.56	0:21.59
11	45	Jerrod Hoskins	3:10.29	0:24.32
12	35	Paul Lewis	3:13.33	0:27.36
13	287	Peter Schenk	3:13.59	0:27.62
14	51	Bruno Berube	3:19.24	0:33.27
15	197	Ray Edwards	3:31.90	0:45.93
16	229	Tom Garges	3:36.22	0:50.25
17	286	Ken Tomori	3:55.22	1:09.25

Female Open

<i>Rank</i>	<i>Bib #</i>	<i>Name</i>	<i>Time</i>	<i>Gap</i>
1	165	Georgia Astle	2:50.72	0:00.00
2	231	Keren Wareham	2:54.92	0:04.20
3	87	Christina Chapetta	3:00.74	0:10.02
4	148	Nicole Soulsby	3:06.58	0:15.86
5	78	Caz Rands	3:10.64	0:19.92
6	161	Lucia Pastorekova	3:11.69	0:20.97
7	234	Cailin Carrier	3:14.45	0:23.73
8	7	Stephanie Denroche	3:14.56	0:23.84
9	53	Alice Matthews	3:24.39	0:33.67
10	170	Vanessa Bouffard	3:25.95	0:35.23
11	109	Melissa Layelle	3:29.51	0:38.79
12	127	Kelsey Timpany	3:33.33	0:42.61
13	191	Julie Morris	3:33.65	0:42.93
14	95	Jacqueline Monette	3:36.52	0:45.80
15	71	Vanda Palkova	3:38.29	0:47.57
16	223	Marion Pele	3:53.14	1:02.42
17	66	Nicole McGillivray	3:54.39	1:03.67
18	3	Sarah Walker	3:55.97	1:05.25





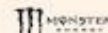

19	2	Charlotte Burford	3:57.87	1:07.15
20	89	Angela Vanmaris	3:59.79	1:09.07

Master Female (30 +)


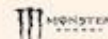


<i>Rank</i>	<i>Bib #</i>	<i>Name</i>	<i>Time</i>	<i>Gap</i>
1	179	Lisa Mason	3:07.06	0:00.00
2	245	Stepanka Fejola	3:10.76	0:03.70
3	233	Claire Ryan	3:23.69	0:16.63
4	252	Kate Whitley	3:24.01	0:16.95
5	106	Charlene Lucjan	3:24.10	0:17.04
6	123	Michaela Pacakova	3:26.09	0:19.03
7	105	Rowena Mchugh	3:33.60	0:26.54
8	180	Jessica Shoubridge	3:35.86	0:28.80
9	117	Leona Slivova	3:47.52	0:40.46
10	225	Petra Legatova	3:47.93	0:40.87
11	143	Bibiana Brantalova	4:32.23	1:25.17

Master Male (30-39)

<i>Rank</i>	<i>Bib #</i>	<i>Name</i>	<i>Time</i>	<i>Gap</i>
1	163	Les Lanza	2:38.45	0:00.00
2	278	Shane Gayton	2:39.40	0:00.95
3	151	Trevor Burke	2:40.30	0:01.85
4	256	Adam Dagg	2:42.58	0:04.13
5	182	Steve Storey	2:43.92	0:05.47
6	149	Dale Ireland	2:45.48	0:07.03
7	187	Corey Kenahan	2:46.54	0:08.09
8	84	Ross Dunlop	2:46.59	0:08.14
9	222	Jon Moon	2:47.71	0:09.25
10	264	Liam Wooltorton	2:47.85	0:09.40
11	284	Joshua Erfurth	2:48.36	0:09.91
12	27	Thomas Shaw	2:49.01	0:10.56
13	255	Zach Wade	2:50.13	0:11.68
14	194	Aidan Hamilton	2:50.72	0:12.27
15	285	Craig Wilson	2:51.77	0:13.32
16	139	Frantisek Liska	2:51.96	0:13.50
17	192	Robin Chambers	2:52.02	0:13.57
18	184	Matthew Hakes	2:52.29	0:13.84
19	228	Wallace Barr	2:52.38	0:13.93
20	230	Liam Marshall	2:53.23	0:14.77
21	227	Daniel Phipps	2:53.35	0:14.90
22	257	Robbie Dagg	2:53.53	0:15.07
23	247	Daniel Francis	2:53.74	0:15.28
24	73	Grenville Parker	2:55.07	0:16.62
25	83	Charles Roy	2:55.52	0:17.06
26	277	Gareth Jones	2:56.47	0:18.02



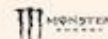



27	181	David Robinson	2:57.57	0:19.12
28	14	Paul Howard	2:57.96	0:19.51
29	281	Bryan Pinches	2:58.92	0:20.47
30	175	Sam Ball	3:01.83	0:23.37
31	201	Talor Richardson	3:02.05	0:23.60
32	207	Austin Ling	3:02.80	0:24.35
33	280	Jason Clark	3:04.72	0:26.26
34	162	Andrew Wallace	3:04.92	0:26.47
35	282	Leroy Verboven	3:05.49	0:27.03
36	195	Timothy Wilson	3:05.62	0:27.17
37	183	Danny Martins	3:06.92	0:28.46
38	246	Tomas Rasek	3:07.97	0:29.52
39	232	Marco Peluso	3:08.99	0:30.54
40	288	Ryan Fox	3:11.82	0:33.37
41	248	Josh Eising	3:13.69	0:35.24
42	249	Edward Mountain	3:14.15	0:35.70
43	289	Neil Maxwell	3:16.74	0:38.29
44	59	Patrick Muller	3:17.39	0:38.93
45	58	Thomas Jedrzejak	3:17.92	0:39.47
46	137	James Mulligan	3:18.23	0:39.77
47	135	Rohan Vowles	3:18.65	0:40.20
48	54	Jamie Carson	3:21.34	0:42.89
49	91	Tim Mitchell	3:25.95	0:47.50
50	141	Jamie Portch	3:34.49	0:56.03
51	6	Josh Howell	4:04.21	0:24.00
52	96	Matej Peths	4:04.26	0:24.05
53	99	Joe Howard	4:04.79	0:24.59
54	133	Ruhan Vowles	4:06.19	0:25.98
55	111	Peter Cudmore	4:11.05	0:30.84
56	271	Marco Peluso	4:19.28	0:39.08
57	125	James Portch	5:08.63	1:28.42

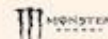




Male Open

Rank	Bib #	Name	Time	Gap
1	77	Jesse Melamed	2:30.27	0:00.00
2	158	Chris Kovarik	2:31.36	0:01.09
3	152	Alexander Geddes	2:34.06	0:03.79
4	111	Remy Metailler	2:34.27	0:04.00
5	193	George Newham	2:35.53	0:05.26
6	80	Aaron Gungl	2:35.59	0:05.32
7	226	Harrison Tailby	2:38.34	0:08.06
8	30	Rowan Saunder	2:38.56	0:08.29
9	118	Pedro Ferreira	2:38.79	0:08.52
10	237	Robert Armstrong	2:39.20	0:08.93
11	260	Jacob Reeves	2:39.91	0:09.64
12	5	Rhys Ellis	2:40.38	0:10.11
13	160	Denis Courchesne	2:40.79	0:10.52
14	62	Scott Woolley	2:40.79	0:10.52
15	128	Liam Smillie	2:41.05	0:10.78
16	8	Ben Harman	2:41.45	0:11.18
17	121	Harry Steer	2:41.77	0:11.50
18	85	Garrett Macintosh	2:42.94	0:12.67
19	37	Jakub Dubsky	2:43.26	0:12.99
20	41	Ben Howell	2:43.59	0:13.32
21	43	Benjamin Oakeley	2:44.07	0:13.80
22	155	Isacc Maragoni	2:45.36	0:15.08
23	88	Shane Oravsky	2:45.84	0:15.57
24	103	Andrew Weeding	2:45.84	0:15.57
25	13	Ben Brackenridge	2:46.39	0:16.12
26	169	Eric Verreault	2:47.04	0:16.77
27	150	Justin Roy	2:47.70	0:17.43
28	126	Jamie Mclean	2:48.22	0:17.95
29	217	Luke Irving	2:48.25	0:17.98
30	208	Harry Head	2:48.28	0:18.01
31	93	Harry Barrett	2:48.58	0:18.31
32	49	Craig Marshall	2:48.74	0:18.47
33	57	Tom Oye	2:49.08	0:18.81
34	115	Rory Hemmings	2:49.09	0:18.82
35	23	Jack Ward	2:49.11	0:18.84
36	122	Tim Breeze	2:49.30	0:19.03
37	120	Ulysse Francoglio	2:49.48	0:19.21
38	171	Ash Jones	2:49.92	0:19.65
39	220	Matt Cronin	2:49.94	0:19.67
40	219	Daniel Serrano	2:49.96	0:19.69
41	157	Dave Weeks	2:50.12	0:19.84
42	178	Alex Matthew	2:50.31	0:20.04
43	199	Charles Loiselle	2:50.62	0:20.35



44	259	Cale Glithero	2:51.04	0:20.77
45	34	Daire Pearson	2:51.34	0:21.06
46	94	Braedyn Kozman	2:51.40	0:21.13
47	15	Charles Oulette	2:52.03	0:21.76
48	113	William Tyne	2:52.06	0:21.78
49	138	Jake Byrne	2:52.38	0:22.10
50	142	Ruairidh Mcritchie	2:52.40	0:22.13
51	250	Trevor Berg	2:52.48	0:22.21
52	86	Sam Hounsell	2:53.34	0:23.07
53	241	Aymon Suckling	2:53.88	0:23.61
54	38	Steven Masset	2:53.94	0:23.67
55	146	Thomas Doyle	2:54.09	0:23.82
56	116	Peter Taylor	2:54.31	0:24.04
57	65	Victor Langer	2:55.21	0:24.94
58	33	Olly Tyne	2:55.96	0:25.69
59	145	Bendigo Noble	2:56.09	0:25.82
60	174	Stephen McNally	2:56.38	0:26.11
61	72	Will Leverton	2:56.64	0:26.37
62	210	Peter Wojnar	2:56.68	0:26.41
63	60	Ricky Hobart	2:56.79	0:26.52
64	25	Pedro Meneses	2:56.86	0:26.59
65	134	Laurence Emms	2:57.24	0:26.97
66	132	Greg Voss	2:57.62	0:27.35
67	204	Michael Harris	2:57.84	0:27.57
68	63	Dan Wilson	2:58.19	0:27.91
69	133	Freddie Pole	2:58.81	0:28.54
70	144	Peter Homola	2:58.88	0:28.61
71	31	George Minty	2:59.00	0:28.73
72	200	Jordan Felker	2:59.06	0:28.79
73	261	Bernard Scott	2:59.29	0:29.02
74	205	Pip Trenholme	2:59.38	0:29.11
75	168	Frank King	2:59.53	0:29.26
76	186	Alex Walsh	2:59.69	0:29.42
77	119	Luke Cook	2:59.80	0:29.53
78	67	Chris Hinds	2:59.88	0:29.61
79	104	Mike Markov	2:59.96	0:29.69
80	129	Tom Eagle	3:00.12	0:29.85
81	32	Martyn Bataller	3:00.16	0:29.89
82	239	Tobias Watt	3:00.37	0:30.10
83	69	Matt Cooper	3:00.78	0:30.51
84	173	Nick Turner	3:00.86	0:30.59
85	216	Luke Coley	3:01.68	0:31.41
86	61	Adam Peydo	3:01.99	0:31.72
87	203	Sam Wetherell	3:02.12	0:31.85
88	243	Johannes Geest	3:02.18	0:31.91



89	209	Vincent Emond	3:02.44	0:32.17
90	177	Adam Clark	3:03.98	0:33.71
91	185	Dennis Barrera	3:03.99	0:33.72
92	258	Jonny Page	3:04.63	0:34.36
93	70	Lewis Frizon	3:05.95	0:35.68
94	52	Zach Johannesen	3:06.10	0:35.83
95	64	Adam Fraser	3:06.47	0:36.20
96	68	Brad Hunt	3:06.90	0:36.63
97	279	Guy Kamphorst	3:07.64	0:37.37
98	153	Paul Lavender	3:08.22	0:37.95
99	96	Tim Falvey	3:08.61	0:38.33
100	242	Callum Gillespie	3:08.73	0:38.45
101	74	Sam Crauwels	3:09.67	0:39.40
102	24	Taylor Brown	3:10.96	0:40.69
103	28	Meusten Pearson	3:11.38	0:41.11
104	147	Patrick Duval	3:14.03	0:43.76
105	29	Ryan Mcquaid	3:16.14	0:45.87
106	124	Rodrigue Deschaetzen	3:16.28	0:46.01
107	221	Benjamin Gras	3:17.83	0:47.56
108	114	Dean Hayes	3:18.44	0:48.17
109	26	Trevor Friis	3:18.66	0:48.39
110	140	Jeremy Parsons	3:19.00	0:48.73
111	131	Jordan Ody	3:19.73	0:49.46
112	108	Harri Pobrochodow	3:19.91	0:49.63
113	1	Jason Luelo	3:21.15	0:50.88
114	166	Kyle Chapman	3:21.82	0:51.55
115	125	Josh Lawson	3:24.15	0:53.88
116	42	Brandon Patton	3:29.15	0:58.88
117	198	Scott Jamieson	3:30.93	1:00.66
118	50	Jace Regehr	3:31.87	1:01.60
119	56	Nick Mcleod	3:33.89	1:03.62
120	176	Scott Pyne	3:34.84	1:04.57
121	130	Alex Chong	3:36.91	1:06.64
122	47	Justin Yang	3:46.25	1:15.98
123	262	Gregor Ferguson	4:20.46	1:50.19
124	36	Sam Lloyd	4:22.58	1:52.31

