

## WEDNESDAYS

PRESENTED BY *Kokanee*

### B-Line

Wednesday, May 31, 2017

#### Junior Female (16 and Under)

Rank	Bib #	Name	Time	Gap
1	219	Bailey Goldstone	4:05.66	0:00.00

#### Male Grom (13 and Under)



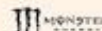


Rank	Bib #	Name	Time	Gap
1	220	Jackson Goldstone	3:41.77	0:00.00
2	18	Ryan Griffith	3:54.27	0:12.51
3	206	Jacob Coleman	3:56.64	0:14.87
4	49	Dane Jewett	3:58.50	0:16.73
5	185	Anthony Shelly	4:00.41	0:18.65
6	205	Cam Keuling	4:04.79	0:23.02
7	267	Ethan Donohoe	4:05.57	0:23.80
8	231	Jayden Less	4:46.27	1:04.51

Chainless

#### Junior Male

Rank	Bib #	Name	Time	Gap
1	237	Ian Milley	3:35.89	0:00.00
2	23	Zemery Foster	3:36.48	0:00.59
3	19	Matthew Griffith	3:38.28	0:02.40
4	35	Jack Linnell	3:42.03	0:06.14
5	246	Seth Sherlock	3:45.44	0:09.55
6	146	Logan Van Eesteren	3:46.94	0:11.05
7	184	Brycen Worden	3:49.48	0:13.59
8	94	Lochlan Rode	3:49.96	0:14.07
9	238	Eric Milley	3:50.34	0:14.45
10	39	Samuell English	3:50.41	0:14.52
11	38	Jaden Tucker	3:50.48	0:14.59
12	186	Nick Knapton	3:52.66	0:16.77

Chainless





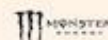

13	91	Lar Rode	3:52.94	0:17.06
14	37	Nelson Fish	3:53.40	0:17.51
15	60	Stephen Cousar	3:54.06	0:18.17
16	43	Daniel Ferraro	3:54.16	0:18.27
17	204	Brendan Keuling	3:55.61	0:19.72
18	11	Finn Finestone	3:57.91	0:22.02
19	59	Zayden Goertzen	4:01.43	0:25.54
20	145	Will Boyar	4:03.05	0:27.16
21	92	Rieley Kearns	4:07.54	0:31.65
22	13	Nathan Samson	4:19.17	0:43.28
23	218	William Hudson	4:20.77	0:44.88

### Veteran Male (40+)

Rank	Bib #	Name	Time	Gap	
1	249	Mathieu Hebert	3:39.55	0:00.00	Chainless
2	193	Adin Daneker	3:44.59	0:05.04	
3	262	Chris Addario	3:44.81	0:05.26	
4	26	Colby Gordon	3:48.99	0:09.44	
5	297	Peter Schenk	3:52.03	0:12.49	
6	207	Brett Gossman	3:52.13	0:12.58	
7	298	Shannon Kingi	3:53.19	0:13.64	
8	266	Steve Donohoe	3:53.59	0:14.04	
9	2	Jerome David	3:57.19	0:17.64	
10	308	Neil Maxwell	4:02.94	0:23.39	
11	291	Adam Julian	4:04.03	0:24.48	
12	141	Peter Tsavdaris	4:05.67	0:26.12	
13	275	Tom Garges	4:06.15	0:26.60	
14	221	Ron Goldstone	4:06.22	0:26.67	
15	210	Ray Edwards	4:09.75	0:30.20	
16	21	Brian Goyeau	4:13.07	0:33.52	
17	306	Ken Tomori	4:22.58	0:43.04	
18	14	John Thornhill	4:27.46	0:47.91	

### Female Open



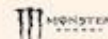


Rank	Bib #	Name	Time	Gap	
1	197	Georgia Astle	3:46.06	0:00.00	Chainless
2	274	Keren Wareham	3:53.26	0:07.20	
3	63	Christina Chapetta	3:53.60	0:07.54	
4	4	Caz Rands	3:54.50	0:08.44	
5	287	Stepanka Nestlerova	3:55.09	0:09.02	
6	213	Victoria Standish	3:55.90	0:09.84	
7	209	Vanessa Michaud	3:57.55	0:11.49	
8	180	Lucia Pastorekova	3:59.61	0:13.55	
9	250	Kate Whitley	4:00.10	0:14.04	
10	73	Jamie Hill	4:00.66	0:14.59	





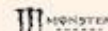


11	228	Michelle Chang	4:02.98	0:16.92
12	252	Victoria Armstrong	4:03.29	0:17.22
13	128	Simmons Lyons	4:03.65	0:17.59
14	66	Tania Carson	4:04.14	0:18.08
15	124	Nicole Soulsby	4:05.66	0:19.60
16	312	Lisa Mason	4:05.79	0:19.73
17	289	Claire Ryan	4:05.88	0:19.82
18	28	Jacqueline Monette	4:06.21	0:20.15
19	46	Nicole McGillivray	4:06.61	0:20.55
20	41	Llinus Brown	4:07.65	0:21.59
21	208	Julie Morris	4:08.18	0:22.11
22	158	Jennifer Mctavish	4:08.62	0:22.56
23	121	Michaela Chroustova	4:09.84	0:23.78
24	58	Nicola Church	4:10.45	0:24.38
25	192	Cailin Carrier	4:11.33	0:25.27
26	36	Petra Legatova	4:11.38	0:25.32
27	10	Charlotte Burford	4:12.29	0:26.23
28	116	Laura Aliperti	4:13.50	0:27.44
29	170	Cassandra Prochera	4:14.09	0:28.03
30	16	Melissa Penrose	4:14.65	0:28.58
31	53	Theresa Clinton	4:17.41	0:31.34
32	234	Marion Pele	4:18.58	0:32.52
33	50	Angela Vanmaris	4:20.31	0:34.25
34	56	Lauren Robinson	4:20.71	0:34.65
35	1	Diana Caputo	4:21.25	0:35.19
36	159	Vanda Palkova	4:24.31	0:38.25
37	24	rose Pavelka	4:25.74	0:39.68
38	122	Bibiana Brantalova	4:25.97	0:39.91
39	57	Sandra Heafey	4:27.73	0:41.67
40	51	Kerri Gamble	4:33.22	0:47.16
41	8	Sarah Walker	4:34.53	0:48.46
42	82	Kirsty Crossman	4:35.98	0:49.91
43	142	Natalie Kingi	4:37.39	0:51.33
44	42	Daisy Ng	4:39.00	0:52.93
45	7	Chantelle Matthews	4:43.36	0:57.30
46	54	Tara Geach	4:46.37	1:00.31
47	80	Cerah Marsden	4:53.18	1:07.11
48	45	Emma Logan	4:53.53	1:07.46
49	132	Alyssa Bruijns	5:19.04	1:32.98
50				

#### Master Male (30-39)

Rank	Bib #	Name	Time	Gap
1	258	Steve Storey	3:40.21	0:00.00
2	251	Paul Stevens	3:40.28	0:00.08 Chainless





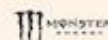


3	52	Chayse Pengilly	3:41.17	0:00.97
4	281	Shane Gayton	3:41.98	0:01.78
5	295	Trevor Burke	3:42.19	0:01.98
6	225	Matthew Hakes	3:42.96	0:02.76
7	272	Liam Marshall	3:43.29	0:03.09
8	292	Gareth Jones	3:43.46	0:03.25
9	294	Austin Ling	3:43.60	0:03.40
10	199	Les Lanza	3:44.41	0:04.20
11	276	Daniel Phipps	3:44.48	0:04.28
12	273	Wallace Barr	3:44.60	0:04.40
13	280	Liam Wooltorton	3:46.72	0:06.52
14	305	Joshua Erfurth	3:47.04	0:06.83
15	288	Daniel Francis	3:47.84	0:07.63
16	217	Robin Chambers	3:48.15	0:07.94
17	47	Dale Ireland	3:48.47	0:08.27
18	277	Adam Dagg	3:48.66	0:08.45
19	119	Frantisek Liska	3:49.03	0:08.83
20	307	Leroy Verboven	3:49.34	0:09.14
21	299	Jason Clark	3:50.34	0:10.14
22	212	Timothy Wilson	3:50.78	0:10.57
23	259	Danny Martins	3:51.26	0:11.06
24	248	Will Clifford	3:51.46	0:11.25
25	244	Jock Murray	3:51.54	0:11.34
26	126	Justin Harmer	3:52.26	0:12.05
27	243	Sam Ball	3:52.27	0:12.07
28	5	Ross Dunlop	3:52.57	0:12.37
29	284	Tomas Rasek	3:53.27	0:13.07
30	282	David Robinson	3:53.37	0:13.17
31	301	Craig Wilson	3:53.60	0:13.39
32	89	Tom Armstrong	3:53.64	0:13.44
33	260	Zach Wade	3:55.02	0:14.82
34	100	James Mulligan	3:55.32	0:15.11
35	155	Carlos Zavarca	3:55.49	0:15.29
36	253	Andrew Wallace	3:55.60	0:15.40
37	279	Jim Montrose	3:56.14	0:15.94
38	86	Jordan Bell	3:57.52	0:17.32
39	278	Robbie Dagg	3:57.63	0:17.42
40	83	Thomas Hough	3:57.64	0:17.44
41	304	Spike Wallace	3:57.69	0:17.49
42	270	Stefan Koch	3:59.06	0:18.86





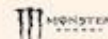

43	74	Charles Renaud	3:59.62	0:19.42
44	303	Ryan Fox	4:00.01	0:19.81
45	61	Kin Lo	4:00.44	0:20.23
46	106	Mike Rayner	4:01.02	0:20.82
47	286	Edward Mountain	4:01.21	0:21.01
48	29	Ryan Newton	4:01.58	0:21.38
49	263	Jody Boston	4:03.33	0:23.13
50	296	Josh Eising	4:03.50	0:23.29
51	6	Josh Howell	4:04.21	0:24.00
52	96	Matej Peths	4:04.26	0:24.05
53	99	Joe Howard	4:04.79	0:24.59
54	133	Ruhan Vowles	4:06.19	0:25.98
55	111	Peter Cudmore	4:11.05	0:30.84
56	271	Marco Peluso	4:19.28	0:39.08
57	125	James Portch	5:08.63	1:28.42
58				

### Male Open

Rank	Bib #	Name	Time	Gap	
1	198	Chris Kovarik	3:32.00	0:00.00	Chainless
2	269	Robert Armstrong	3:35.72	0:03.71	
3	264	George Newham	3:36.52	0:04.52	
4	156	Liam Smillie	3:37.02	0:05.02	
5	31	Rhys Ellis	3:37.39	0:05.39	
6	190	Sean Faulds	3:38.84	0:06.84	
7	136	Jame Hoggan	3:39.00	0:07.00	
8	226	Alex Matthew	3:39.33	0:07.33	
9	30	Dylan Forbes	3:39.38	0:07.38	
10	117	Jakub Dubsky	3:39.54	0:07.54	
11	200	Isacc Maragoni	3:40.18	0:08.18	
12	261	Harry Armstrong	3:40.44	0:08.44	
13	150	Brian Cahal	3:40.61	0:08.61	
14	131	Spencer Wight	3:41.04	0:09.04	
15	181	Denis Courchesne	3:41.27	0:09.27	
16	76	Ben Harmon	3:41.77	0:09.77	
17	81	Laurence Crossman	3:42.13	0:10.13	
18	84	Nick Mcleod	3:42.17	0:10.17	
19	88	Rob Farrer	3:42.22	0:10.22	
20	95	Jake Byrne	3:42.53	0:10.53	
21	153	Sterling Christenson	3:42.56	0:10.56	
22	138	David Davis	3:43.23	0:11.23	
23	97	Rowan Saunder	3:43.40	0:11.40	
24	67	Joe Tindale	3:43.68	0:11.68	
25	255	Johannes Van	3:43.68	0:11.68	
26	194	Dave Weeks	3:43.98	0:11.98	



27	195	Justin Roy	3:44.07	0:12.07
28	64	Sam Hounsell	3:44.75	0:12.74
29	232	Aymon Suckling	3:44.81	0:12.81
30	135	Florian De	3:45.22	0:13.22
31	85	Rory Hemmings	3:45.64	0:13.64
32	151	Benjamin Oakeley	3:45.71	0:13.71
33	44	Pat Adams	3:45.98	0:13.98
34	229	Matt Cronin	3:46.01	0:14.01
35	222	Ash Jones	3:46.19	0:14.19
36	256	Peter Wojnar	3:46.41	0:14.41
37	265	Frank King	3:46.63	0:14.63
38	130	Bobby Bunbury	3:46.92	0:14.92
39	33	Kei Nakai	3:47.03	0:15.03
40	137	Jeremy Cox	3:47.53	0:15.53
41	235	Antoine Truchon	3:47.58	0:15.58
42	123	Richard Hobart	3:47.73	0:15.73
43	110	William Tyne	3:47.75	0:15.75
44	236	Daniel Gomez	3:47.85	0:15.85
45	127	Tim Breeze	3:48.31	0:16.31
46	148	Adam Isbister	3:48.53	0:16.52
47	102	Finn Mckay	3:48.66	0:16.66
48	290	Trevor Berg	3:49.12	0:17.12
49	203	Jordan Felker	3:49.75	0:17.75
50	62	Harrison Tailby	3:50.29	0:18.29
51	105	Charles Ugo	3:50.40	0:18.40
52	223	Charles Loiselle	3:50.43	0:18.43
53	134	Lachlan Cruickshank	3:50.63	0:18.63
54	157	Steuart Parker	3:50.64	0:18.64
55	71	Neil Chidlow	3:50.99	0:19.00
56	9	Patrick Duval	3:51.10	0:19.10
57	152	Tom Oye	3:51.25	0:19.25
58	309	Luke Irving	3:51.47	0:19.47
59	230	Callum Gillespie	3:52.12	0:20.12
60	78	Shane Oravsky	3:52.23	0:20.23
61	12	Andrew Doraty	3:52.53	0:20.53
62	257	Vincent Emond	3:52.58	0:20.58
63	115	Dan Owen	3:53.28	0:21.28
64	108	Tom Eagle	3:53.33	0:21.33
65	183	Stephen Mcnally	3:53.40	0:21.40
66	25	Andrew Brooks	3:53.66	0:21.66
67	247	Alex Auger	3:54.00	0:22.00
68	109	Olly Tyne	3:54.06	0:22.07
69	149	Anton Oles	3:54.17	0:22.17
70	98	Nicholas Dethridge	3:54.51	0:22.51
71	216	Michael Harris	3:55.36	0:23.36



72	293	Nash Pengilly	3:55.78	0:23.78
73	310	James Mcskimming	3:55.92	0:23.92
74	311	Bryan Pinches	3:55.96	0:23.96
75	300	Sam Wetherell	3:55.97	0:23.97
76	241	Alex Walsh	3:56.31	0:24.31
77	129	Mitch Gulliver	3:56.35	0:24.35
78	227	Tobias Watt	3:56.85	0:24.85
79	233	Benjamin Gras	3:57.09	0:25.09
80	201	Kyle Chapman	3:57.39	0:25.39
81	245	Adam Clark	3:58.51	0:26.51
82	68	David Wilson	3:58.97	0:26.97
83	285	Jonny Page	3:59.51	0:27.51
84	187	Dennis Barrera	3:59.54	0:27.54
85	118	Simon Ganz	4:00.11	0:28.11
86	104	Adam Fraser	4:00.24	0:28.24
87	139	Brad Hunt	4:00.78	0:28.78
88	103	George Minty	4:01.04	0:29.04
89	70	Duncan Hague	4:01.20	0:29.20
90	15	Oliver Barbour	4:01.36	0:29.36
91	268	Peter Silins	4:01.56	0:29.56
92	77	James Stuckey	4:01.56	0:29.56
93	191	Mike Roberts	4:02.19	0:30.19
94	87	Thomas Doyle	4:02.67	0:30.67
95	72	Ian Macdonald	4:02.96	0:30.96
96	182	Nick Turner	4:03.94	0:31.94
97	3	Jason Luelo	4:04.29	0:32.29
98	69	Matt Cooper	4:04.76	0:32.76
99	214	Paul Lavender	4:04.94	0:32.94
100	140	Laurence Hendrey	4:04.95	0:32.95
101	147	Joseph Dimatto	4:05.64	0:33.64
102	239	Scott Jamieson	4:06.18	0:34.18
103	32	Takashi Nishibori	4:06.69	0:34.69
104	114	Alistair Martin	4:08.48	0:36.48
105	113	Jamie Carson	4:11.35	0:39.35
106	112	Nick Luxton	4:12.68	0:40.68
107	242	Scott Pyne	4:15.45	0:43.45
108	101	Jnoatan Dubing	4:15.67	0:43.67
109	34	Hiroto Takati	4:21.41	0:49.41
110	144	Angelo Castagnoli	4:24.06	0:52.06
111	93	Matt Warren	4:26.39	0:54.39

